

Mahmoud A. Mohamed*

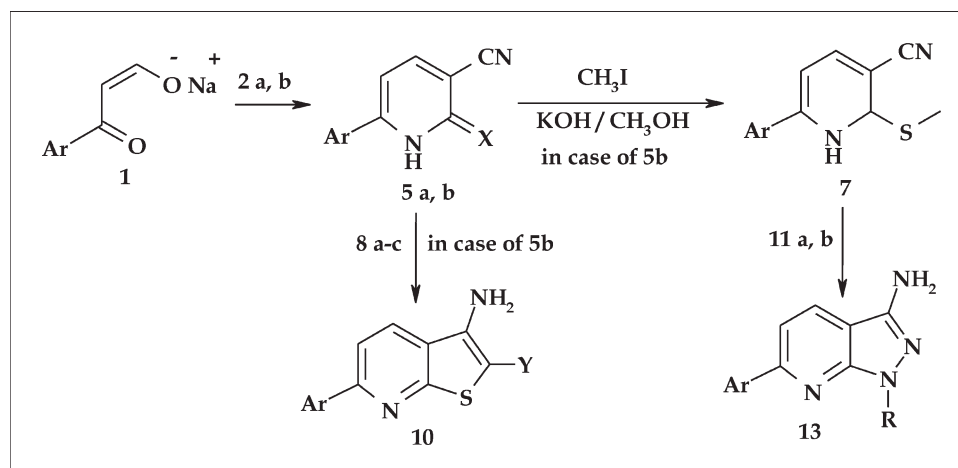
Textile Department, Faculty of Industrial Education, Beni-Suef University, Beni-Suef, Egypt

*E-mail: mahmoud71_2000@yahoo.com

Received August 25, 2010

DOI 10.1002/jhet.802

Published online 25 August 2011 in Wiley Online Library (wileyonlinelibrary.com).



Cyclocondensation of cyanoacetamide and cyanothioacetamide with sodium salt of 3-hydroxy-1-(pyridin-3-yl)prop-2-en-1-one gave 6-oxo-[2,3']bipyridine **5a** and 6-thioxo-[2,3']bipyridine **5b** derivatives, respectively. Compound **5b** upon treatment with different methylenes **8** gave thieno[2,3-*b*]pyridines **10**. Treatment of **5b** with iodomethane gave bipyridine derivative **7**, which cyclocondensed with hydrazines **11** to give pyrazolo[3,4-*b*]pyridines **13**.

J. Heterocyclic Chem., **49**, 200 (2012).

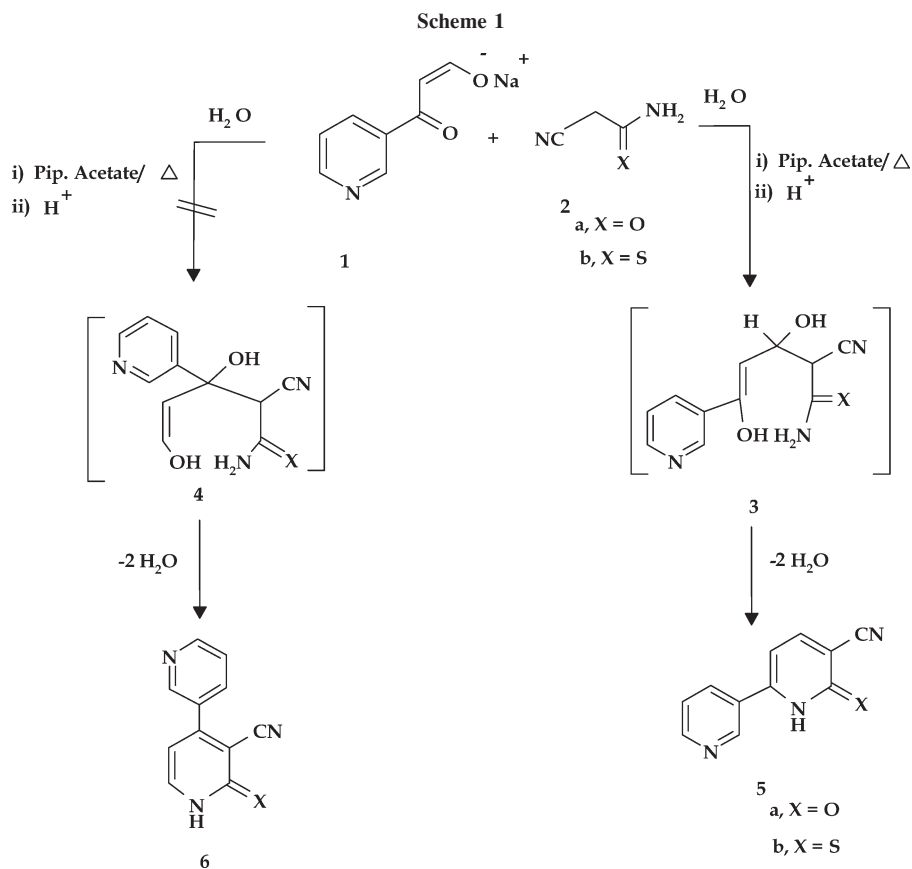
INTRODUCTION

Pyridines and pyrazolopyridines have attained considerable interests due to their wide range of applications in medicine and agriculture, such as anti-inflammatory, antitumor, antimycobacterial, antifungal, and antiviral activities [1–3]. In the last decades, they are used as anticancer drugs, antihypertension, antifungal reagents, pesticides, herbicides, and plant growth reagents [4–7]. Similarly, thienopyridine derivatives are characterized by a very broad area of biological activities, such as antiallergic [8], antiatherosclerotic [9], antibacterial [10–12], anticancer [13], antiviral [14,15], antihypertensive [16,17], antidepressant [18], antihistaminic [19], antimicrobial, and neurotropic activities [20–23]. Recently, it has been reported that many pyridine derivatives showed strong cytotoxicity against several human cancer cell lines [24–26]. It was also found that many of these derivatives might block proliferation of various cancer cell lines [27].

In view of these reports and in continuation with the previous work, we have, herein, synthesized new derivatives of oxo(thio)oxybipyridine, thieno[2,3-*b*]pyridines, and pyrazolo[3,4-*b*]pyridines, which are expected to have anticancer properties.

RESULTS AND DISCUSSION

Pyridine derivatives are useful synthetic intermediates for synthesis of biologically active deazafolates' ring system and pyrimidine nucleosides, which are reported to be significantly active, both *in vitro* and *in vivo* [28,29], inhibitor for dihydrofolate reductase [30], cytotoxicity against various tumors as potentially as methotrexate [31,32] and one of the most effective antimetabolites currently used in treatment of various solid tumors [33,34]. Owing to our plane to develop an efficient and simple procedure for the synthesis of new antimetabolites [35,36], we have recently approached for the synthesis of this class of compounds. We report in this part new synthesis of bipyridine, thieno[2,3-*b*]pyridine, and pyrazolo[3,4-*b*]pyridine derivatives. Thus, it has been found that 2-acetylpyridine reacted with ethyl formate in dry ether containing sodium methoxide to give sodium salt of 3-hydroxy-1-(pyridin-3-yl)prop-2-en-1-one **1**. The structure of **1** was confirmed by chemical transformations. Compound **1** reacted with cyanamides **2** to give substituted bipyridines. Two modes of cyclization are feasible, giving a [2,3']- or [3,4']bipyridine-substituted products, as outlined in (Scheme 1). In the first, initial attack by a carbanion



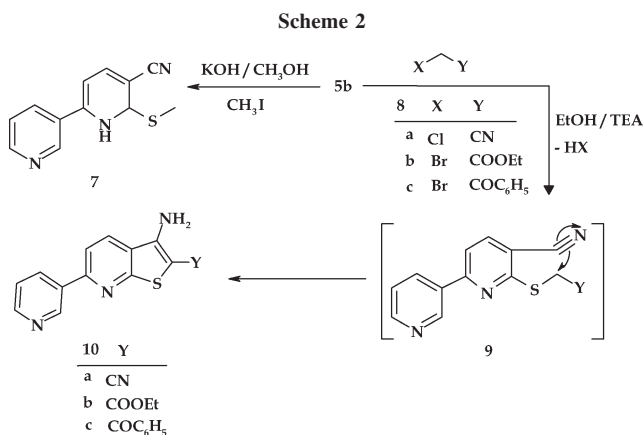
takes place at the formyl group of the salt **1** and subsequent Michael cyclization followed by elimination of two moles of water leads to the [2,3']-substituted products **5**, whereas in the second, initial nucleophilic attack by the methylene carbon takes place at the ketonic group, followed by cyclization and elimination of water leads to [3,4']bipyridine-substituted isomers **6**. In fact, only isomer **5** was obtained because of the fact that initial attack of the active methylene carbon at the unhindered formyl group being much more probable than attack at the hindered and electronically disfavored ketonic group. Spectral studies did not allow us to distinguish between structures **5** and **6**. To establish unambiguously the structure of the product, the crystal structure of a similar previous work, which confirms the exclusive presence of the regioisomer **5** in the solid state has been reported [35–39].

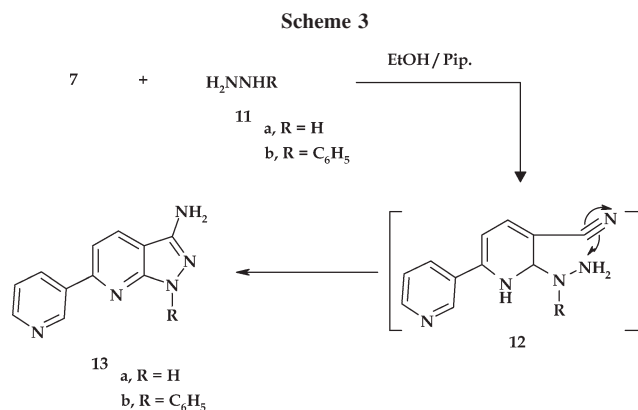
Treatment of bipyridine derivative **5b** with iodomethane in ethoxide solution gave 6-methylsulfonyl[2,3']bipyridine derivative **7**. Treatment of **5b** with active methylene derivatives **8a–c** in methanolic potassium hydroxide solution afforded the corresponding thieno[2,3-*b*]pyridine derivatives **10a–c**, respectively (Scheme 2).

Finally, refluxing compound **7** with hydrazines **11** in ethanolic solution containing a catalytic amount of piperidine afforded pyrazolo[3,4-*b*]pyridines **13** (Scheme 3).

EXPERIMENTAL

All melting points are uncorrected. IR spectra were obtained (KBr disk) on a Perkin Elmer 11650 FTIR instrument. ^1H NMR spectra were measured on a Varian 400 MHz





spectrometer for solutions in $(\text{CD}_3)_2\text{SO}$ using $\text{Si}(\text{CH}_3)_4$ as an internal standard. Mass spectra were recorded on a Varian MAT 112 spectrometer. Analytical data were measured at the Microanalytical Data Center at Cairo University.

Sodium salt of 3-hydroxy-1-(pyridin-3-yl)prop-2-en-1-one (1). A mixture of (0.01 mol) 3-acetyl pyridine and (0.01 mol) ethyl format was dropped over a solution of (0.01 mol) of sodium methoxide in 65-mL dry ether with stirring. The formed solid product was collected and used directly in the following reactions.

1,6-Dihydro-[2,3']bipyridinyl-5-carbonitriles (5a, b). A solution of (0.01 mol) sodium salt of 3-hydroxy-1-pyridin-3-yl-propenone **1**, (0.01 mol) cyanamides **2**, (1 mL) piperidine acetate in (3 mL) water was refluxed for 10 min. Acetic acid (1 mL) was added to the hot solution. The solid product was filtered off and recrystallized from the appropriate solvent.

5a. Pale yellow crystals, from DMF, (yield 70%), m.p. 230°C ; ν_{max} (cm^{-1}) (KBr) 3350 (NH), 2211 (CN), 1680 (CO), 1622 (C=N); $^1\text{H NMR}$ (200 MHz, $(\text{CD}_3)_2\text{SO}$): $\delta = 6.88\text{--}8.99$ (m, 6H, aromatic), 9.05 (s, br., 1H, NH); m/z 197 (Calcd. for $\text{C}_{11}\text{H}_7\text{N}_3\text{O}$ (197.19): C, 67.00; H, 3.58; N, 21.31% Found C, 67.14; H, 3.65; N, 21.11%).

5b. Pale yellow crystals, from ethanol, yield (73%), m.p. $230\text{--}32^\circ\text{C}$; ν_{max} (cm^{-1}) (KBr) 2218 (CN); $^1\text{H NMR}$ (200 MHz, $(\text{CD}_3)_2\text{SO}$): $\delta = 7.14\text{--}8.92$ (m, 6H, aromatic), 14.25 (s, br., 1H, SH); m/z 213 (Calcd. for $\text{C}_{11}\text{H}_7\text{N}_3\text{S}$ (213.26): C, 61.95; H, 3.31; N, 19.70; S, 5.03% Found C, 62.12; H, 3.22; N, 19.80; S, 15.11%).

6-Methylsulfanyl-[2,3']bipyridinyl-5-carbonitrile (7). Equimolar amounts of bipyridine derivative **5b** and iodomethane were stirred in methanolic potassium hydroxide solution for 1 h. The solution was poured over ice-water mixture and then neutralized by HCl. The solid product was filtered off and recrystallized from ethanol.

Colorless crystals, from EtOH, yield (71%), m.p. $170\text{--}72^\circ\text{C}$; ν_{max} (cm^{-1}) (KBr) 2210 (CN), 1665 (C=N); $^1\text{H NMR}$ (200 MHz, $(\text{CD}_3)_2\text{SO}$): $\delta = 2.75$ (s, 3H, SCH_3), 7.27–9.31 (m, 6H, aromatic); m/z 227 (Calcd. for $\text{C}_{12}\text{H}_9\text{N}_3\text{S}$ (227.28): C, 63.41; H, 3.99; N, 18.49; S, 14.11% Found: C, 63.31; H, 4.12; N, 18.35; S, 14.00%).

3-Amino-6-(pyridin-3-yl)thieno[2,3-b]pyridines (10a–c). A mixture of (0.01 mol) bipyridine **5b**, (0.01 mol) active methylenes **8** and (0.01 mol) KOH was stirred in methanol for 1 h. The solution was poured over ice-water mixture and then neutralized by HCl. The solid products were filtered off and recrystallized from the appropriate solvent.

10a. Colorless crystals, from Dioxan, yield (71%), m.p. $280\text{--}82^\circ\text{C}$; ν_{max} (cm^{-1}) (KBr) 3320, 3180 (NH_2), 2184 (CN), 1663 (C=N); $^1\text{H NMR}$ (200 MHz, $(\text{CD}_3)_2\text{SO}$): $\delta = 6.92$ (s, br, 2H, NH_2), 7.34–9.33 (m, 6H, aromatic); m/z 252 (Calcd. for $\text{C}_{13}\text{H}_8\text{N}_4\text{S}$ (252.29): C, 61.89; H, 3.20; N, 22.21; S, 12.71% Found C, 62.00; H, 3.33; N, 22.12; S, 12.93%).

10b. Colorless crystals, from Dioxan, yield (85%), m.p. $270\text{--}72^\circ\text{C}$; ν_{max} (cm^{-1}) (KBr) 3320, 3180 (NH_2), 1672 (CO), 1622 (C=N); $^1\text{H NMR}$ (200 MHz, $(\text{CD}_3)_2\text{SO}$): $\delta = 2.30$ (t, 3H, CH_2CH_3), 3.81 (q, 2H, CH_2CH_3), 6.54 (s, br, 2H, NH_2), 7.33–9.33 (m, 6H, aromatic); m/z 299 (Calcd for $\text{C}_{15}\text{H}_{13}\text{N}_3\text{O}_2\text{S}$ (299.35): C, 60.19; H, 4.38; N, 14.04; S, 10.71% Found: C, 60.00; H, 4.45; N, 14.17; S, 10.94%).

10c. Colorless crystals, from EtOH, yield (78%), m.p. $210\text{--}12^\circ\text{C}$; ν_{max} (cm^{-1}) (KBr) 3360, 3180 (NH_2), 1700 (CO), 1599 (C=N); $^1\text{H NMR}$ (200 MHz, $(\text{CD}_3)_2\text{SO}$): $\delta = 7.01$ (s, br, 2H, NH_2), 7.27–7.55 (m, 5H, C_6H_5), 7.80–9.13 (m, 6H, aromatic); m/z 331 (Calcd for $\text{C}_{19}\text{H}_{13}\text{N}_3\text{OS}$ (331.40): C, 68.86; H, 3.95; N, 12.68; S, 9.68% Found C, 68.65; H, 4.13; N, 12.74; S, 9.53%).

6-(Pyridin-3-yl)-1H-pyrazolo[3,4-b]pyridin-3-ylamines (13a, b). A solution of (0.01 mol) bipyridine **7** and (0.01 mol) hydrazines **11** was refluxed in ethanol containing a catalytic amount of pip. for 3 h. The solution was poured over ice-water mixture and then neutralized by HCl. The solid products were filtered off and recrystallized from water.

13a. Colorless crystals, from water, yield (77%), m.p. $105\text{--}106^\circ\text{C}$; ν_{max} (cm^{-1}) (KBr) 3350, 2316, 2189 (NH, NH_2), 1627 (C=N); $^1\text{H NMR}$ (200 MHz, $(\text{CD}_3)_2\text{SO}$): $\delta = 6.52$ (s, 2H, NH_2), $\delta = 10.31$ (s, br., H, NH), 7.26–9.63 (m, 6H, aromatic); m/z 211 (Calcd. for $\text{C}_{11}\text{H}_9\text{N}_5$ (211.22): C, 62.55; H, 4.29; N, 33.16% Found: C, 62.35; H, 4.12; N, 33.32%).

13b. Colorless crystals, from water, yield (80%), m.p. $110\text{--}112^\circ\text{C}$; ν_{max} (cm^{-1}) (KBr) 3350, 2316 (NH_2), 1627 (C=N); $^1\text{H NMR}$ (200 MHz, $(\text{CD}_3)_2\text{SO}$): $\delta = 5.21$ (s, br., 2H, NH_2), 7.26–8.87 (m, 11H, aromatic); m/z 211; m/z 287 (Calcd for $\text{C}_{17}\text{H}_{13}\text{N}_5$: C, 71.07; H, 4.56; N, 24.37% Found C, 71.07; H, 4.56; N, 24.37%).

REFERENCES AND NOTES

- [1] Rashad, A. E.; Hegab, M. I.; Abdel-Megeid, R. E.; Micky, J. A.; Abdel-Megeid, F. M. E. *Biorg Med Chem* 2008, 16, 7102.
- [2] Shaheen, F.; Badashah, A.; Gielen, M.; Gieck, C.; Jamil, M.; de Vos, D. J. *Organometallic Chem* 2008, 693, 1117.
- [3] Son, J.; Zhao, L.; Basnet, A.; Thapa, P.; Karki, R.; Na, Y.; Jahng, Y.; Ch. Jeong, T.; Jeong, B.; Lee, C.; Lee E. *Eur J Med Chem* 2008, 43, 675.
- [4] Highfield, J. A.; Mehta, L. K.; Parrick, J.; Wardman, P. *Biorg Med Chem* 2000, 8, 1065.
- [5] Wu, X. M.; Wu, X. S.; Xu, J. Y.; Hua, W. *J Chin Pharm Univ* 1996, 27, 641.
- [6] Wlimesová, V.; Otčenáček, M.; Waissor, K. *Eur J Med Chem* 1996, 31, 389.
- [7] Qian, X. H.; Tang, J.; Chen, W. D. *Chem J Chin Univ [in Chinese]* 1998, 10, 1620.
- [8] Bol'but, A. V.; Vovk, M. V. Abstracts of International Conference on the Chemistry of Nitrogen Containing Heterocycles, CNH-2003; Kharkiv (Ukraine), 2003, 68.
- [9] Allan, J. D.; Rliopoulos, G. M.; Reiszner, E.; Moellering, R. C. *Antimicrob Agents Chemother* 1987, 31, 1997.

- [10] Hozien, Z. A.; Abdel-Wahab, A. A.; Hassan, K. M.; Atta, F. M.; Ahmed, S. A. *Pharmazie* 1997, 52, 753.
- [11] Munchhof, M. J.; Sobdov-Jaynes, S.; Marx, Malthew Arnold (Pfizer Inc.). U.S. Pat. 6,492,383 (Cl, 514–301; A 61 K 31/44), 10 Dec 2002, US Appl. PV 65,097. 11 Nov 2001, 37 pp, cont-in-part of Appl. No. PCT/IB98/1691; *Chem Abstr* 2003, 138, 24721.
- [12] Kharizomenova, I. A.; Grinev, A. N.; Samsonova, N. V.; Panisheva, E. K.; Kaplina, N. V.; Nikolaeva, I. S.; Pushkina, T. V.; Pershin, G. N. *Khim-farm Zh* 1981, 15, 40.
- [13] Kaplina, N. V.; Grinev, A. N.; Bogdanova, G. A.; Alekseeva, L. N.; Pushkina, T. V.; Fomina, A. N. *Khim-farm Zh* 1987, 21, 197.
- [14] Pathak, U. S.; Alagarsamy, V. *Acta Pharm Turc* 1999, 41, 37.
- [15] Ismail, M. A.-H.; Aboul-Einein, M. N. Y.; Abouzid, K. A. M.; Kandil, S. B. A. *Alex J Pharm Sci* 2002, 16, 143.
- [16] Ninomya, K.; Nitsuta, K.; Tobe, A.; Egawa, M.; Kikumoto, R. *Jpn Kokai Tokkyo Koho JP 06 16,557* [94 16,557]. (Cl. A61K31/505), 25 Jan. 1994, Appl. 92/340,658, 21 Dec. 1992; 12 p; *Chem Abstr* 1994, 120, 290120.
- [17] Shishoo, C. J.; Shirsath, V. S.; Rathod, I. S.; Yande, V. D. *Eur J Med Chem* 2000, 35, 351.
- [18] Moneer, A. A. *Bull Fac Pharm (Cairo Univ)* 2001, 39, 27.
- [19] Ammar, Y. A.; Ismail, M. M.; El-Gaby, M. S. A.; Zahran, M. A. *Indian J Chem* 2002, 41B, 1486.
- [20] Chambhare, R. V.; Bobade, A. S.; Khadse, B. G. *Indian J Heterocycl Chem* 2002, 12, 67.
- [21] Sayed, A. Z. *Adv Colour Sci Technol* 2002, 5, 24; *Chem Abstr* 2002, 137, 141818.
- [22] Shah, M.; Patel, P.; Parekh, H. *Orient J Chem* 2002, 18, 159; *Chem Abstr* 2002, 137, 310886.
- [23] Oganisyan, A. Kh.; Noravyan, A. S.; Dzhagatspanyan, I. A.; Melikyan, G. G. *Pharm Chem J* 2003, 37, 13; *Chem Abstr* 2004, 140, 122553.
- [24] Zhao, L. X.; Sherchan, J.; Park, J. K.; Jhang, Y.; Jeong, B. S.; Jeong, T. C.; Lee, C. S.; Lee, E. S. *Arch Pharm Res* 2006, 29, 1091.
- [25] Basnet, A.; Thapa, P.; Karki, R.; Na, Y.; Jahng, Y.; Jeong, B. S.; Jeong, T. C.; Lee, C. S.; Lee, E. S. *Bioorg Med Chem* 2007, 15, 4351.
- [26] Cesarini, S.; Spallarossa, A.; Ranise, A.; Schenone, S.; Rosano, G.; La Colla, P.; Sanna, G.; Bernardetta, B.; Loddo, R. *Eur J Med Chem* 2009, 44, 1106.
- [27] Krystof, V.; Moravcova, D.; Paprskarova, M.; Barbier, P.; Peyrot, V.; Hlobikova, A.; Havliceck, L.; Stramd, M. *Eur J Med Chem* 2006, 41, 1405.
- [28] Temple, C.; Elliot, R. D.; Montgomery, J. A. *J Org Chem* 1982, 47, 761.
- [29] Taylor, E. C.; Palmer, D. C.; George, T. J.; Fletcher, S. R.; Tseng, C. P.; Horrión, P. J.; Beardsley, G. P. *J Org Chem* 1983, 48, 4852.
- [30] Stone, S. R.; Montgomery, J. A.; Morrison, J. F. *Biochem Pharmacol* 1974, 33, 175.
- [31] Grivsky, E. M.; Lee, S.; Sigel, S. W.; Durch, D. S.; Nichol, C. A. *J Med Chem* 1980, 23, 327.
- [32] Ensminger, W. D.; Grindey, G. B.; Hoglind, J. A. In *Advances in Cancer Chemotherapy*; Rosowsky, A., Ed.; Marcel Dekker: New York, 1976; Vol. 1, p 61.
- [33] DeGraw, J. I.; Christine, P. H.; Kisliuk, R. L.; Gaumont, Y.; Sirotnak, F. M. *J Med Chem* 1990, 33, 673.
- [34] Taylor, E. C.; Harrington, P. J.; Fletcher, S. R.; Beardsley, G. P.; Moran, R. G. *J Med Chem* 1985, 28, 914.
- [35] Elgemeie, G. H.; Elghandour, A. H.; Elzanate, A. M.; Mohamed, M. A. *Mansora Sci Bull* 2004, 31.
- [36] Elgemeie, G. H.; Mohamed, M. A.; Jones, P. G. *Acta Cryst E* 58, 2002, 1293.
- [37] Ahmed, S. A.; Hussein, A. M.; Hozayen, W. G. M.; El-Ghandour, A. H. H.; Abdelhamid, A. O. *J Heterocycl Chem* 2007, 44, 803.
- [38] Ahmed, O. M.; Mohamed, M. A.; Ahmed, R. R.; Ahmed, S. A. E. *J Med Chem* 2009, 44, 3519.
- [39] Mohamed, M. A. *J Heterocycl Chem* 2010, 47, 517.